

USER MANUAL

Table of Contents

1.0 Introduction.....	2
2.0 Specifications.....	2
3.0 Package Contents.....	3
4.0 Panel Descriptions.....	4
5.0 Connection and Operation.....	4

HDMI 8Ports Splitter Amplifier by Cat5 x1

Dear Customer

Thank you for purchasing this product. For optimum performance and safety, please read these instructions carefully before connecting, operating or adjusting this product. Please keep this manual for future reference.

1.0 INTRODUCTION

This HDMI Splitter is an HDMI splitter with eight RJ45 outputs. It distributes the input of the HDMI signal into the eight identical outputs simultaneously. Eight HDMI Extender Receivers by Cat5 x1 receive the distributed signal from the splitter and transmit to displays individually.

Each receiver works with the splitter as a full functional module. Only by the most inexpensive CAT-5e/6 cable the full functional module extend the HDTV display up to 50 meters for 1080p.

This HDMI Splitter offers solutions for HDTV retail and show site, HDTV, STB, DVD and Projector factory, noise, space and security concerns, data center control, information distribution, conference room presentation, school and corporate training environments.

1.1 FEATURES

This HDMI Splitter has many features that enable it to perform in a superior manner. Among those features you will find:

- Easy to Use: Install in seconds, no need of setting.
- Supports the Video Amplifier Bandwidth up to 1.65Gpbs/165MHz
- One pair as a full functional module,
- One piece of CAT-5e/6 cable can substitute HDMI cable to achieve long distance transmission.
- Follow the standard of IEEE-568B.
- Transmission distance can be up to 50 meters for 1080p using CAT-6 Cable.
- FCC CE Certified

2.0 SPECIFICATIONS

Signal Inputs/Output	
Input Video Signal	0.5 -1.0 volts p-p
Output Video	HDMI 1.2a
Video format supported	
DTV/HDTV	480i/576i/480p/576p/720p/1080i/1080P
Transmission distance	
CAT-6 cable	50M for1080p

Operating Frequency	
Video Amplifier Bandwidth	1.65Gpbs/165MHz
Vertical Frequency Range	50/60Hz
Resolutions(HDTV)	
Interlaced(50&60Hz)	480i,576i,1080i
Progressive(50&60Hz)	480p,576p,720p,1080p
Mechanical	
Size of HDMI 8Ports Splitter Amplifier (L-W-H)	441×202×45mm
Weight of HDMI 8Ports Splitter Amplifier (Net)	2218g
Size of Receiver (L-W-H)	100×65×25.5MM
Weight of Receiver (Net)	385G
Warranty	
Limited Warranty	1 Year Parts and Labor
Environmental	
Operating Temperature	0°C to +70°C
Operating Humidity	10% to 85 % RH (no condensation)
Storage Temperature	-10°C to +80°C
Storage Humidity	5% to 90 % RH (no condensation)
Power Requirement	
Power Supply for HDMI 8Ports Splitter Amplifier	5V DC@4A
Power Supply for Receiver	5V DC@2A
Regulatory Approvals	
Converter Unit	FCC,CE,UL
Power Supply	UL,CE,FCC
Accessories Adapter	
AC Power Adapter	US standard, UK standard and so on
User Manual	English Version

Note: Specifications are subject to change without notice.

3.0 PACKAGE CONTENTS

Before attempting to use this unit, please check the packaging and make sure the following items are contained in the shipping carton:

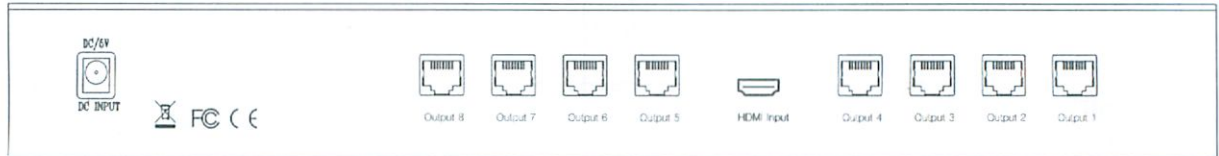
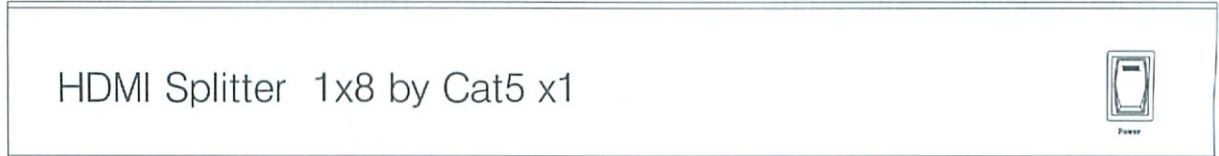
Packaging of Main Unit

- 1) HDMI 8Ports Splitter Amplifier
- 2) User's Manual.

Packaging of Accessories

- 3) Eight Receivers
- 4) Nine pieces of 5V DC Power Supply.
(one 5V@4A, eight 5V@2A)

4.0 PANEL DESCRIPTIONS



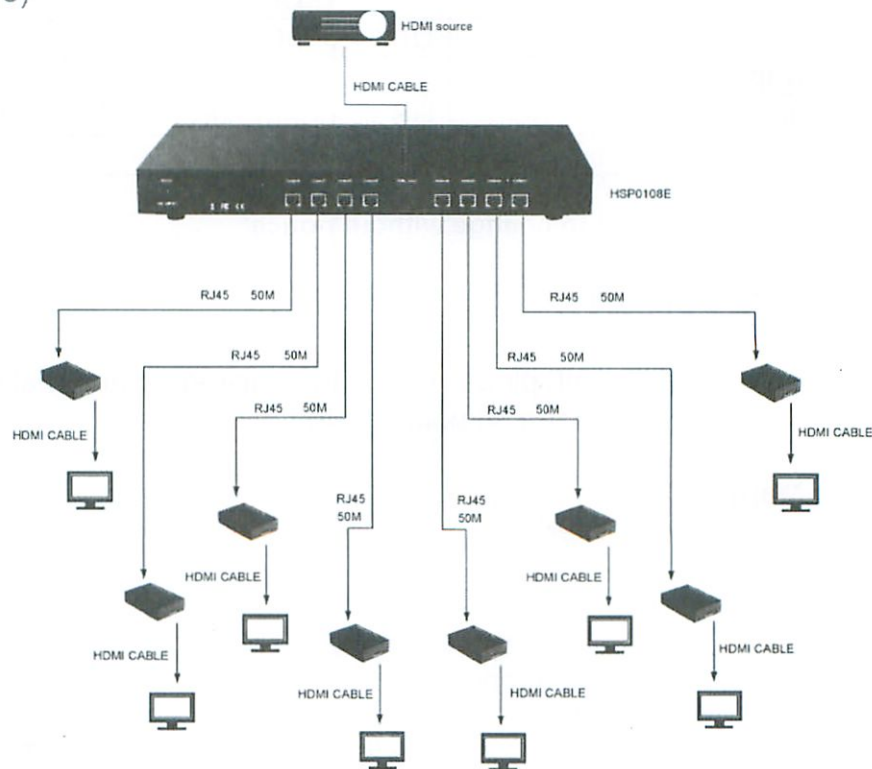
5.0 CONNECTION AND OPERATION

- 1) Connect the single HDMI source (such as HD-DVD, PS3, STB) to the main HDMI input using a piece of HDMI cable.
- 2) Connect each piece of CAT-5e/6 cable to both of the output of the HDMI 8Ports Splitter Amplifier and input of the Receiver.
- 3) Connect outputs of Receivers to displays (such as HD-LCD、 HD-DLP)
- 4) Plug the 5V@ 4A power supply into the HDMI 8Ports Splitter Amplifier and the 5V@2A power suppliers to each Receiver individually.

Attention: Insert / Extract cable gently.

5.1 CONNECTION DIAGRAM

(Next page)



P/N3006